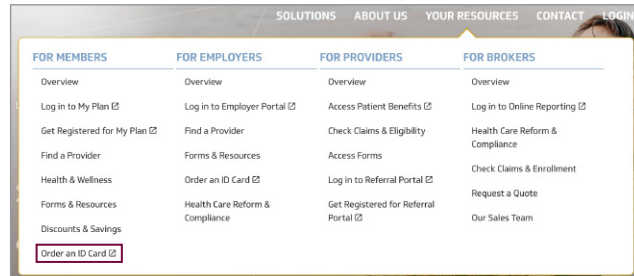


# Download or Print Your ID Card

Download or print your member ID card from your laptop or mobile device with the following instructions if you have not registered your My Plan account, or if you do not know your member ID number.

**1. Go to [hpiTPA.com](http://hpiTPA.com)**

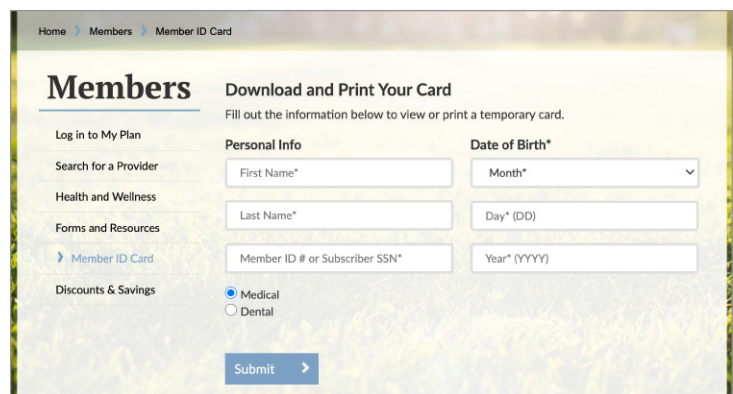
**2. Select **Order an ID Card** from the top “Members” navigation menu.**



**3. Enter your name, date of birth, and the plan subscriber's social security number.**

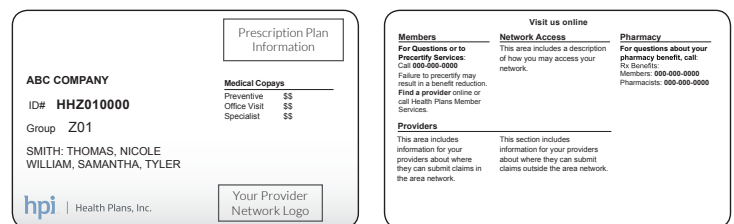
*Please note: Dependents must enter the plan subscriber's social security number in order to access their electronic member ID card.*

**4. Click Submit.**



**5. Your electronic member ID card will open in your browser's window. You may save your card as a PDF, print your card, or view it on your mobile device screen.**

*Your actual card image will vary. The image to the right is an example only.*



**Have questions? Contact HPI Customer Service at the phone number or website listed on the back of your member ID card.**

